

# APPROVAL SHEET



FHD ELECTRONICS CORPORATION

CUSTOMER NAME : \_\_\_\_\_

COMMODITY : MAGNETIC TRANSDUCER

FHD PART NO. : T09050-M2731E-P

CUSTOMER PART NO. : \_\_\_\_\_

Approved by	Y. J.	Prepared by	Vivian Shen
-------------	-------	-------------	-------------

Customer Approval			
Approved		Rejected	

8104 Lynores Way, Plano, TX 75025

Tel: 469-409-2828 Cell: 408-693-5952

Email: [sales@fhdmfg.com](mailto:sales@fhdmfg.com) Website: [www.fhdmfg.com](http://www.fhdmfg.com)



**PRODUCT PART NO. : T09050-M2731E-P**

[illegible]

## A. PART NO.: T09050-M2731E-P



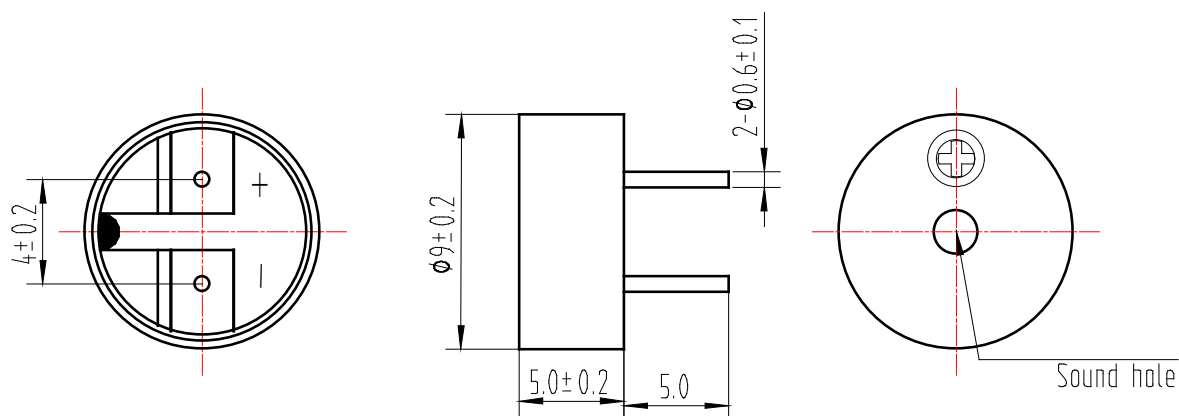
## B. SPECIFICATION

### Measuring condition

Part shall be measured under a condition (Temperature: 5~35℃, Humidity: 45%~85%R.H., Atmospheric pressure: 860 ~ 1060hPa) unless the standard condition (Temperature: 25±3℃, Humidity: 60±10%R.H. Atmospheric pressure: 860 ~ 1060hPa) is regulated to measure.

No.	Item	Unit	Specification	Condition
1	Oscillation Frequency	Hz	2731	square wave
2	Operating Voltage	Vo-p	2 ~ 5	
3	Rated Voltage	Vo-p	3	
4	Coil Resistance	Ω	16 ± 4	
5	Current Consumption	mA	MAX. 80	At 2731Hz 50% duty Square Wave 3Vo-p
6	Sound Pressure Level	dB	MIN. 85	At 2731Hz 50% duty Square Wave 3Vo-p @ 10cm
7	Operating Temperature	℃	-20 ~ +70	
8	Storage Temperature	℃	-30 ~ +80	
9	Dimension	mm	Dia.9.0; H 5.0	See appearance drawing
10	Weight (MAX)	gram	0.8	
11	Housing Material		PBT ( Black )	
12	Environmental Protection Regulation		RoHS	

## C. APPEARANCE DRAWING



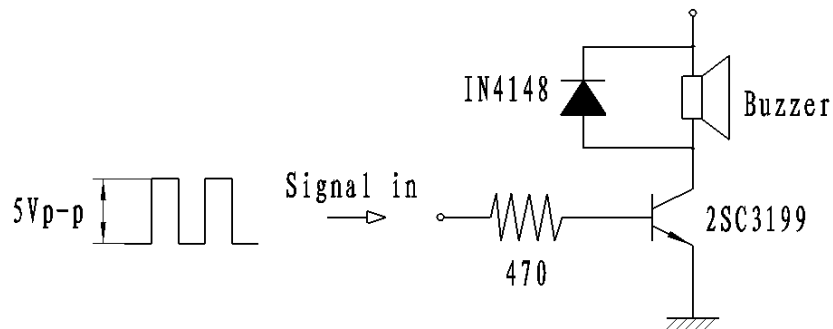
Tolerance: ± 0.5mm Except Specified

## D. ELECTRICAL AND ACOUSTICAL MEASURING CONDITION

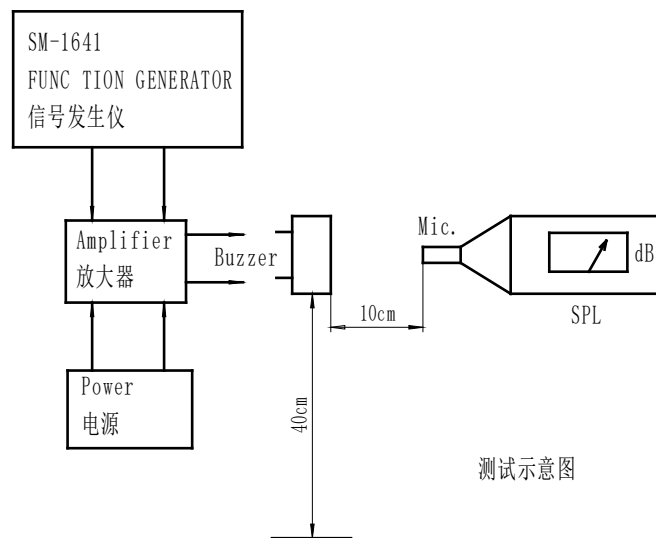
### Recommended Driving Circuit:

Resonant frequency, 1/2 duty cycle. Square Wave.

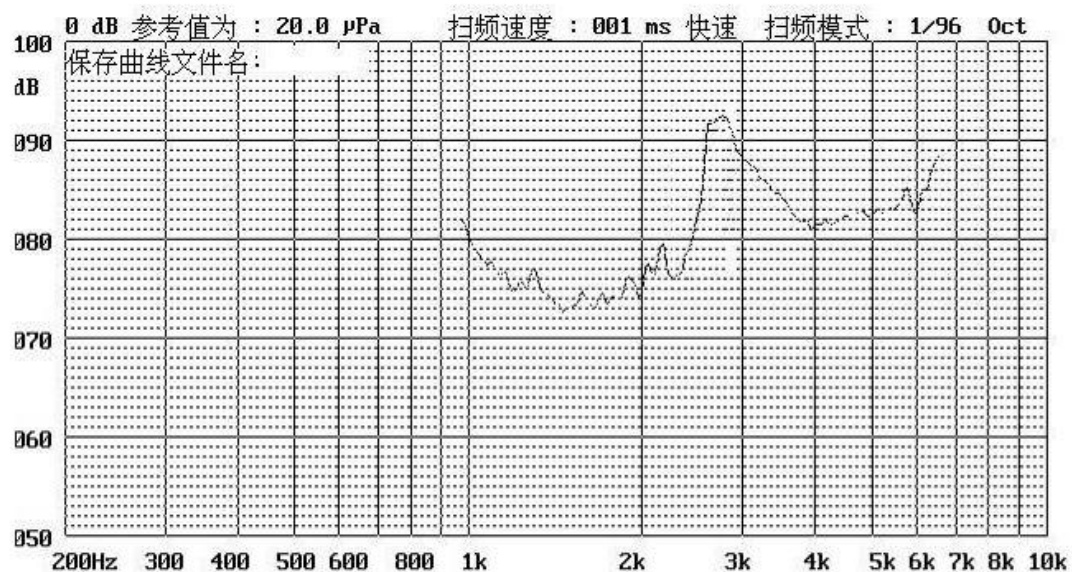
Signal amplitude should be large enough to saturate the transistor.



### Recommended Setting:



## E. TYPICAL FREQUENCY RESPONSE CURVE



3Vo-p 50% duty square wave, 10cm

## F. RELIABILITY TEST

After any following tests the part shall meet specifications without any degradation in appearance and performance except SPL. SPL shall not deviate more than -10 Db from the initial value

### 1. Ordinary Temperature Life Test

The part shall be subjected to 96 hours at  $25 \pm 10^\circ\text{C}$ . Input rated voltage Resonant frequency, 1/2 duty Square wave.

### 2. High Temperature Test

The part shall be capable of withstanding a storage temperature of  $+80^\circ\text{C}$  for 96 hours.

### 3. Low Temperature Test

The part shall be capable of withstanding a storage temperature of  $-30^\circ\text{C}$  for 96 hours.

### 4. Humidity Test

Temperature:  $+40^\circ\text{C} \pm 3^\circ\text{C}$  Relative Humidity: 90%~95% Duration: 48 hours and expose to room temperature for 6 hours

### 5. Temperature Shock Test

Temperature:  $70^\circ\text{C}$  /1hour  $\rightarrow$   $25^\circ\text{C}$ /3hours  $\rightarrow$   $-20^\circ\text{C}$ /1hour  $\rightarrow$   $25^\circ\text{C}$ /3hours (1cycle)

Total cycle: 10 cycles

### 6. Drop Test

Standard Packaging From 75cm(Drop on hard wood or board of 5cm thick, three sides, six plain.)

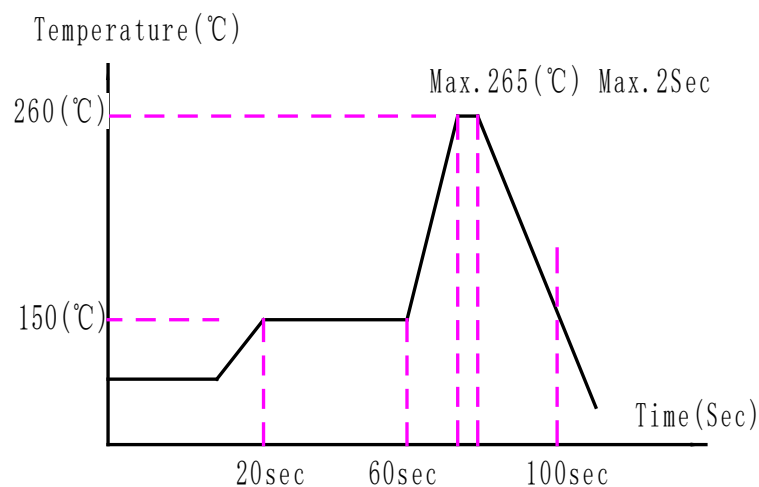
### 7. Vibration Test

Vibration: 1000cycles /min. Amplitude: 1.5mm, Duration: 1 hour in each 3 axes

#### Note:

As this product is not protected from foreign material entering, please make sure that any foreign materials (e.g. magnetic powder, washing solvent, flux, corrosive gas) do not enter this product in your production processes. The functional degradation (e.g. SPL down) may occur if foreign materials enter it.

### 8. Recommended the wave soldering temperature



## G. PACKING INFORMATION

1.PVC 盒包装，100PCS/盒



2. 20 盒/摞 2000PCS/摞 下面垫一个纸板，上面放一个空 PVC 盒后放一个纸板，胶带如图打井字形，套塑料袋，放干燥剂后封袋



3. 封好袋子的产品放入内盒， 四盒/箱  
外箱 8000PCS/箱 四盒/箱



	包装名称	包装数量 (pcs)	包装尺寸 (mm)
1	PVC盒	100	180×180×20
2	一盒	2000	200×200×240
3	箱子	8000	420×420×250