

APPROVAL SHEET



FHD ELECTRONICS CORPORATION

CUSTOMER NAME : _____
COMMODITY : MAGNETIC TRANSDUCER
FHD PART NO. : T12075-M2731E-P
CUSTOMER PART NO. : _____

Approved by	Y. J.	Prepared by	Vivian Shen
-------------	-------	-------------	-------------

Customer Approval			
Approved		Rejected	

8104 Lynores Way, Plano, TX 75025
Tel: 469-409-2828 Cell: 408-693-5952
Email: sales@fhdmfg.com Website: www.fhdmfg.com

A. PART NO.: T12075-M2731E-P



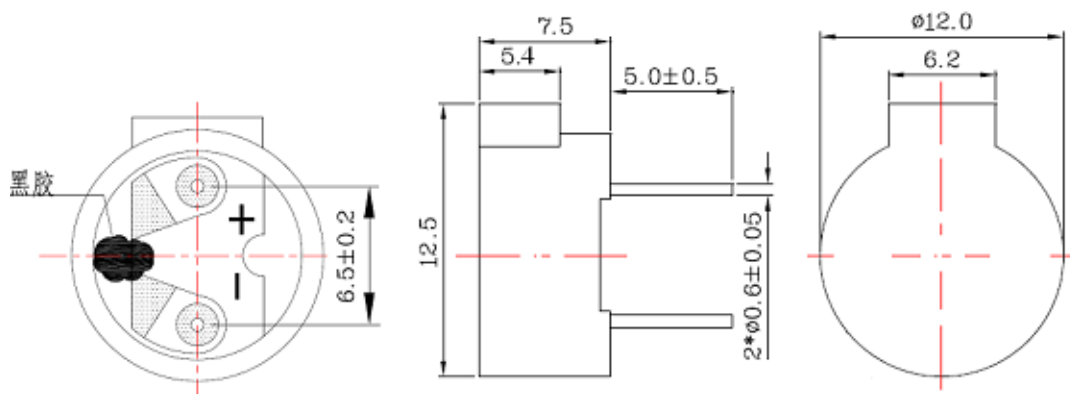
B. SPECIFICATION

Measuring condition

Part shall be measured under a condition (Temperature: 5~35°C, Humidity: 45%~85%R.H., Atmospheric pressure: 860 ~ 1060hPa) unless the standard condition (Temperature: 25±3°C, Humidity: 60±10%R.H. Atmospheric pressure: 860 ~ 1060hPa) is regulated to measure.

No.	Item	Unit	Specification	Condition
1	Oscillation Frequency	Hz	2731	square wave
2	Operating Voltage	Vo-p	2 ~ 5	
3	Rated Voltage	Vo-p	3	
4	Coil Resistance	Ω	16 ± 4	
5	Current Consumption	mA	MAX. 80	At 2731Hz 50% duty Square Wave 3Vo-p
6	Sound Pressure Level	dB	MIN. 85	At 2731Hz 50% duty Square Wave 3Vo-p
7	Operating Temperature	°C	-20 ~ +70	
8	Storage Temperature	°C	-30 ~ +80	
9	Dimension	mm	Dia.12.0 H:7.5	See appearance drawing
10	Weight (MAX)	gram	1.4	
11	Housing Material		PPO (Black)	
12	Environmental Protection Regulation		RoHS	

C. APPEARANCE DRAWING



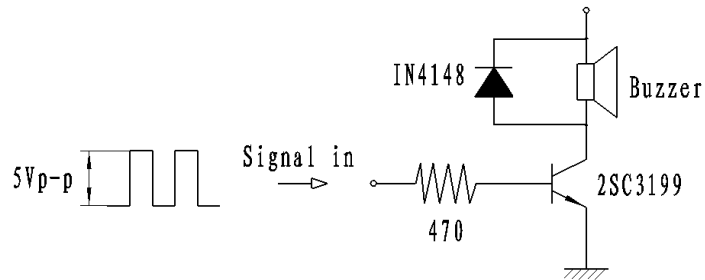
Tolerance: ± 0.5mm Except Specified

D. ELECTRICAL AND ACOUSTICAL MEASURING CONDITION

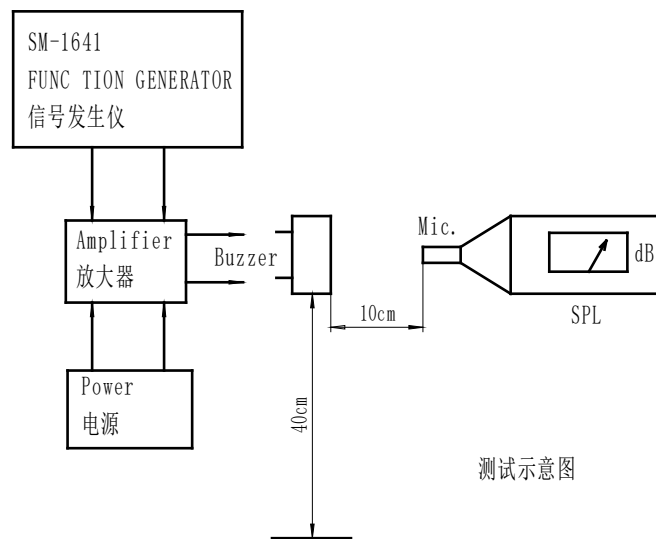
Recommended Driving Circuit:

Resonant frequency, 1/2 duty cycle. Square Wave.

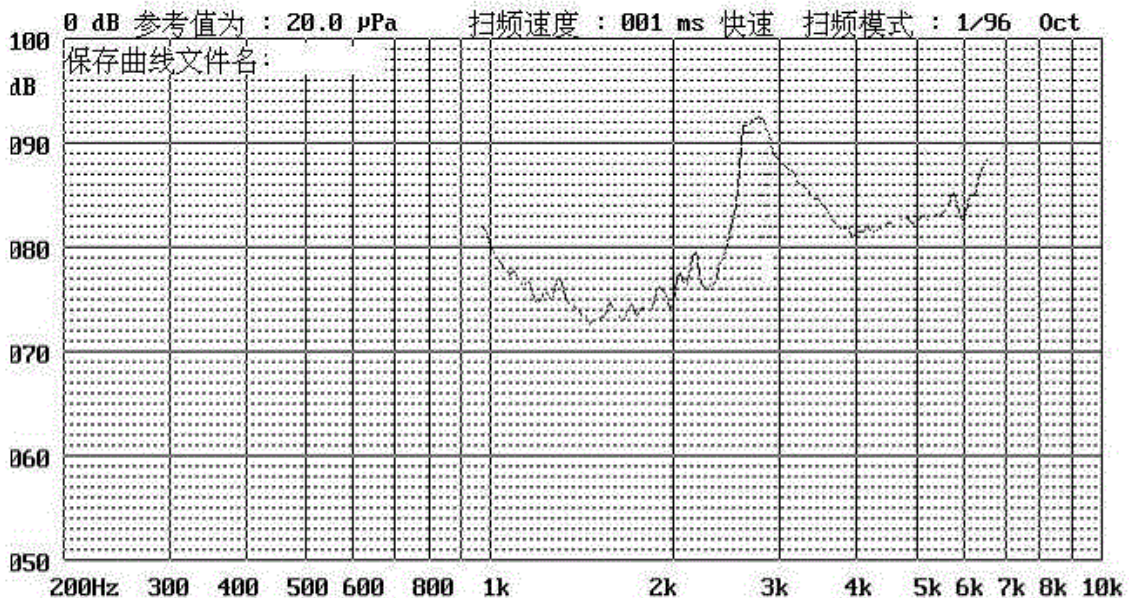
Signal amplitude should be large enough to saturate the transistor.



Recommended Setting:



E. TYPICAL FREQUENCY RESPONSE CURVE



3.0Vo-p 50% duty square wave, 10cm

F. RELIABILITY TEST

After any following tests the part shall meet specifications without any degradation in appearance and performance except SPL. SPL shall not deviate more than -10 Db from the initial value

1. Ordinary Temperature Life Test

The part shall be subjected to 96 hours at $25\pm 10^{\circ}\text{C}$. Input rated voltage Resonant frequency, 1/2 duty Square wave.

2. High Temperature Test

The part shall be capable of withstanding a storage temperature of $+80^{\circ}\text{C}$ for 96 hours.

3. Low Temperature Test

The part shall be capable of withstanding a storage temperature of -30°C for 96 hours.

4. Humidity Test

Temperature: $+40^{\circ}\text{C}\pm 3^{\circ}\text{C}$ Relative Humidity: 90%~95% Duration: 48 hours and expose to room temperature for 6 hours

5. Temperature Shock Test

Temperature: 70°C /1hour \rightarrow 25°C /3hours \rightarrow -30°C /1hour \rightarrow 25°C /3hours (1cycle)

Total cycle: 10 cycles

6. Drop Test

Standard Packaging From 75cm(Drop on hard wood or board of 5cm thick, three sides, six plain.)

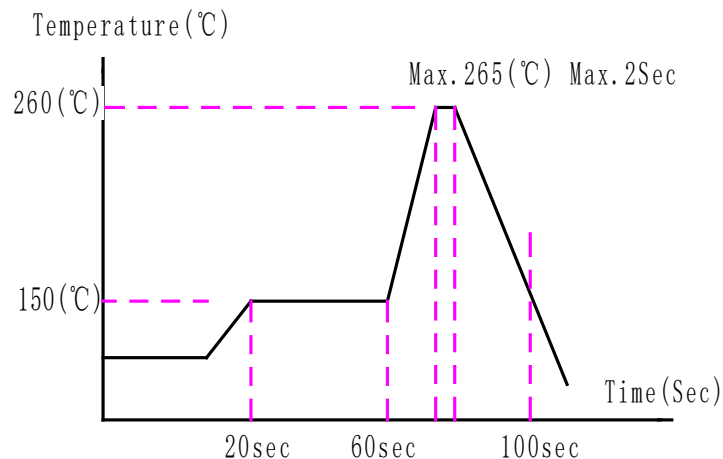
7. Vibration Test

Vibration: 1000cycles /min. Amplitude: 1.5mm, Duration: 1 hour in each 3 axes

Note:

As this product is not protected from foreign material entering, please make sure that any foreign materials (e.g. magnetic powder, washing solvent, flux, corrosive gas) do not enter this product in your production processes. The functional degradation (e.g. SPL down) may occur if foreign materials enter it.

G. RECOMMENDED WAVE SOLDERING TEMPERATURE



G.PACKING INFORMATION

	包装名称	包装数量(pcs)	包装尺寸(mm)	图解
1	泡沫盒	100	186×156×28	Fig. 1
2	一叠	1000	186×156×233	Fig. 1
3	大箱子	6000	492×394×253	Fig. 2

